



# DTU-BLE

## User Manual

### Data Transfer unit Series



# 1. Introduction

DTU-BLE is a TBB's standard Bluetooth module for external installation purpose. It's designed as slim and compact whilst easy to be installed. It's able to connect directly with communication port which with power supply. It's compatible with TBB's M series lithium battery to allow to use M Lithium battery mobile APP.

## 2. Installation and connection

### 2.1 Installation

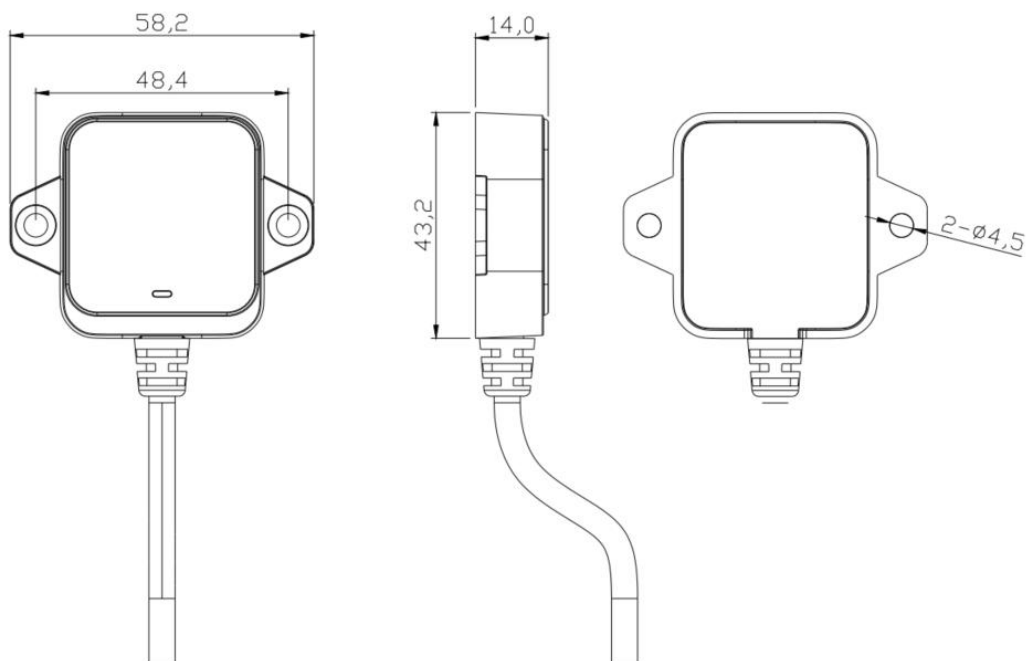


Fig.2-1 Product dimension

Installation steps:

- (1) Find a proper location where with flat surface
- (2) And then fix it by screw provided by TBB Power

## 2.2 Connection

### 2.2.1 Connection steps when with TBB battery switch

- (1) Connect DTU with a 3-way converter via an Ethernet cable (this 3-way converter is also provided by TBB Power)
- (2) Connect battery switch with above 3-way converter via another Ethernet cable
- (3) Connect above 3-way converter with Display port on battery via another Ethernet cable (8-pin one)
- (4) Leave switch on battery stayed at ON, meanwhile turn on battery switch then DTU module will be powered ON and ready to work

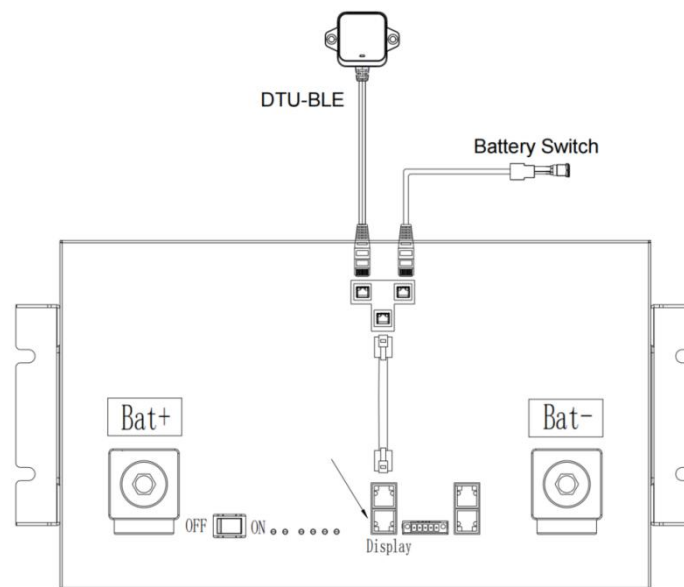


Fig.2-2-1 Connection diagram when with TBB battery switch

### 2.2.2 Connection steps when via dry contacts on M battery

The user is also allowed to control battery ON/OFF via dry contacts on M battery if TBB battery switch is not selected. Here is the steps of connection when via dry contacts

- (1) Connect DTU-BLE module with Display port on battery via an Ethernet cable
- (2) Use an external switch to connect with dry contacts of "Dry Contact" which next to Display port

**Remarks: External switch needs to be self-locking type switch for example push-button switch**

- (3) Leave switch on battery at ON meanwhile turn on external switch then DTU module will be powered ON and ready to work

**Remarks: When use dry contact and external battery switch to control TBB M battery, the BMS software version must be V1.47 or above**

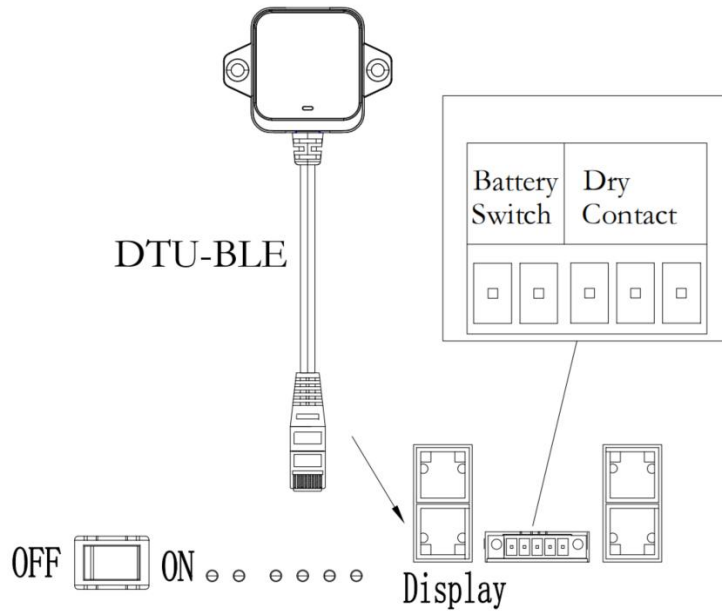


Fig.2-2-2 Connection diagram when via dry contacts on M battery

### 3. LED indicators

Description	LED indicator	Status
No Bluetooth device connected	Blue	Cycling as ON 200ms and OFF 200ms
Bluetooth device connected	Blue	Cycling as ON 1000ms and OFF 1000ms
Firmware upgrade is done	Green	Solid ON

### 4. Parameter

Model No.	DTU-BLE
Rated input voltage	12V
Input voltage range	6~16V
Input current	50mA
Average consumption current	10mA
Default Bluetooth check code	0000
IP Rating	IP20
Dimension	58.2 x 43.2 x 14.0mm

Weight	100g
Storage temperature	-30~80°C
Working temperature	-20~60°C
Altitude	5000m

## 5. Mobile APP access

DTU-BLE Bluetooth module is compatible with TBB's M lithium battery and other devices. Below please find access of M lithium battery mobile APP. For access of other TBB's product, please consult TBB sales or TBB's dealer.

### **TBB M lithium battery**

1) Access in Google Play

[https://play.google.com/store/apps/details?id=com.dtu.battery.dtu\\_battery](https://play.google.com/store/apps/details?id=com.dtu.battery.dtu_battery)

2) Access in Apple Store

<https://apps.apple.com/us/app/tbb-battery/id6475022851>



QR code for Google Play



QR code for Apple Store